

EVOLUTIONARY DYNAMICS

Jose Cuesta

Grupo Interdisciplinar de Sistemas Complejos

Departamento de Matemáticas

Universidad Carlos III de Madrid



Contents

(3) Competition

- **Mean population growth**
- **Limited resources**
- **Survival of the fittest**

(4) Mutation

- **Mutation-selection equilibrium**
- **Eigen's quasi-species model**

(5) Interaction

- **Ecological fitness**
- **Population genetics**
- **Evolutionary game theory (*to be continued...*)**

Competition

Evolution of a population

Mean population at time t :

$$\mathbf{n}(t) = (n_1(t), \dots, n_r(t))$$

$$\mathbf{n}(t) = \mathbf{n}(0) \mathbf{M}(t) = \mathbf{n}(0) \exp(\mathbf{A}t)$$

$$\frac{d\mathbf{n}}{dt} = \mathbf{n} \mathbf{A}$$

generalized Malthus law

Population growth

$$N(t) = \mathbf{n}(t) \cdot \mathbf{1} = \sum_{i=1}^r n_i(t)$$

$$\frac{dN}{dt} = \frac{d\mathbf{n}}{dt} \cdot \mathbf{1} = \mathbf{n} A \mathbf{1}$$


$$\frac{dN}{dt} = N \phi(\mathbf{x}) \quad \phi(\mathbf{x}) \equiv \mathbf{x} A \mathbf{1}$$

Evolution of the composition

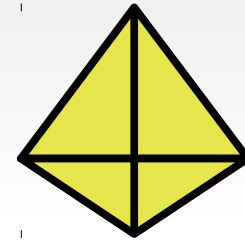
$$\mathbf{x}(t) = \frac{\mathbf{n}(t)}{N(t)} \quad \sum_{k=1}^r x_k(t) = 1 \quad x_k(t) \geq 0$$



$$r=2$$



$$r=3$$



$$r=4$$

$$\frac{d\mathbf{x}}{dt} = N^{-1} \frac{d\mathbf{n}}{dt} - \mathbf{n} N^{-2} \frac{dN}{dt}$$

$$\frac{d\mathbf{x}}{dt} = \mathbf{x} A - \phi(\mathbf{x}) \mathbf{x}$$

Asymptotic growth

Steady state of composition:

$$\mathbf{v} A = \phi(\mathbf{v}) \mathbf{v} \quad \Rightarrow \quad \phi(\mathbf{v}) = a$$

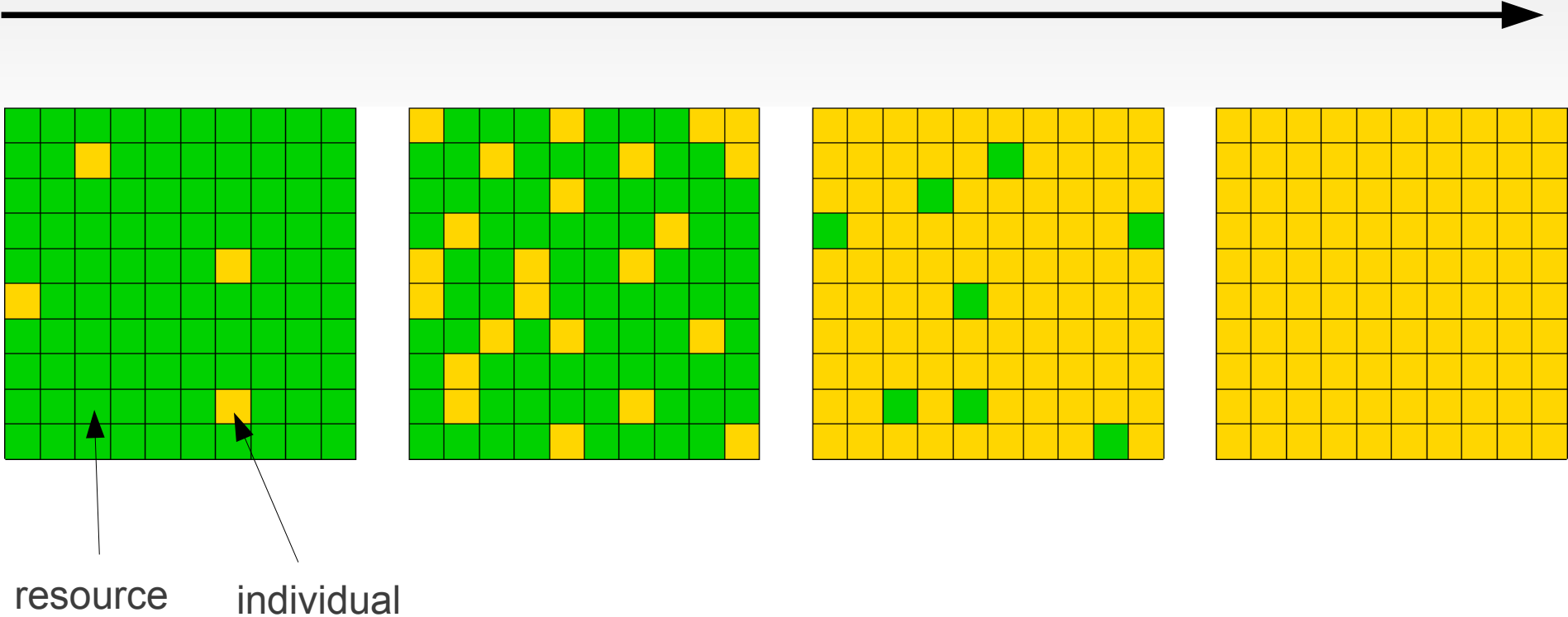
$$\lim_{t \rightarrow \infty} \mathbf{x}(t) = \frac{\mathbf{v}}{\mathbf{v} \cdot \mathbf{1}}$$

Exponential growth of population:

$$\frac{dN}{dt} \sim N \phi(\mathbf{v}) \quad \Rightarrow \quad N(t) \sim C e^{at}$$

Exhaustion of resources

time



Exhaustion of resources

$K \rightarrow$ carrying capacity of the environment ($N(t) \leq K$)

$$\frac{d n}{d t} = n A - \overbrace{\phi(x) \frac{N}{K}}^{\text{uniform death rate}} n$$

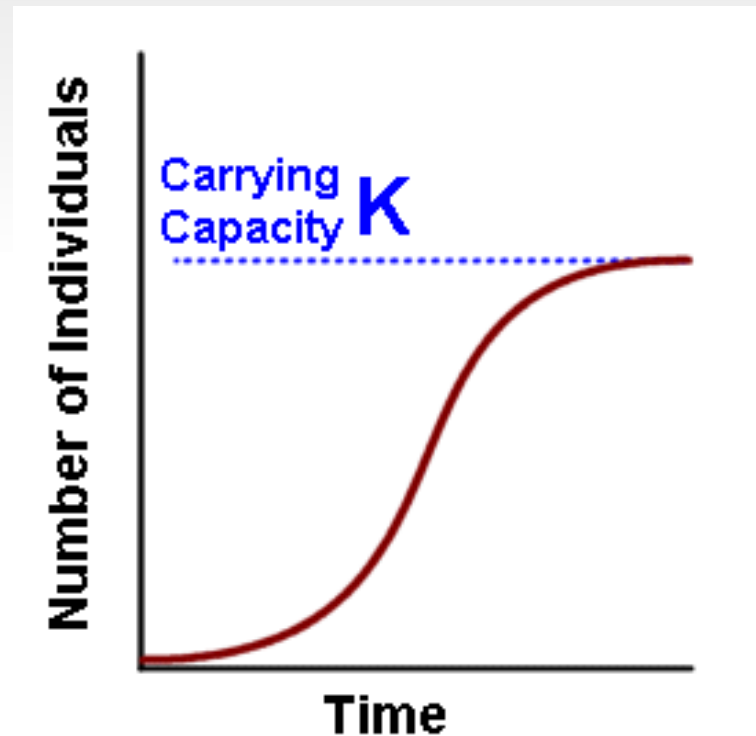
population growth rate fraction of "used" resources

Exhaustion of resources

$$\frac{dN}{dt} = N \phi(\mathbf{x}) \left(1 - \frac{N}{K} \right)$$

but

$$\frac{d\mathbf{x}}{dt} = \mathbf{x} A - \phi(\mathbf{x}) \mathbf{x}$$



Fitness and mutations

$$A = F + Q$$

$$F = \text{diag} \{ f_1, \dots, f_r \} \quad f_i = \sum_{j=1}^r a_{i,j}$$

$$Q \equiv (q_{i,j}) = A - F \quad \sum_{j=1}^r q_{i,j} = 0 \quad q_{i,j} \geq 0 \quad (i \neq j)$$

f_i → average growth rate of “species” i (fitness)

$q_{i,j}$ → average mutation rate from species i to species j

Fitness and mutations

$$\phi(\mathbf{x}) = \mathbf{x} A \mathbf{1} = \mathbf{x} F \mathbf{1} + \mathbf{x} \underbrace{Q \mathbf{1}}_{\mathbf{0}} = \mathbf{x} F \mathbf{1}$$

$$\phi(\mathbf{x}) = \sum_{k=1}^r f_k x_k$$

average fitness of the population

Survival of the fittest



$$x_A = x$$



$$x_B = 1 - x$$

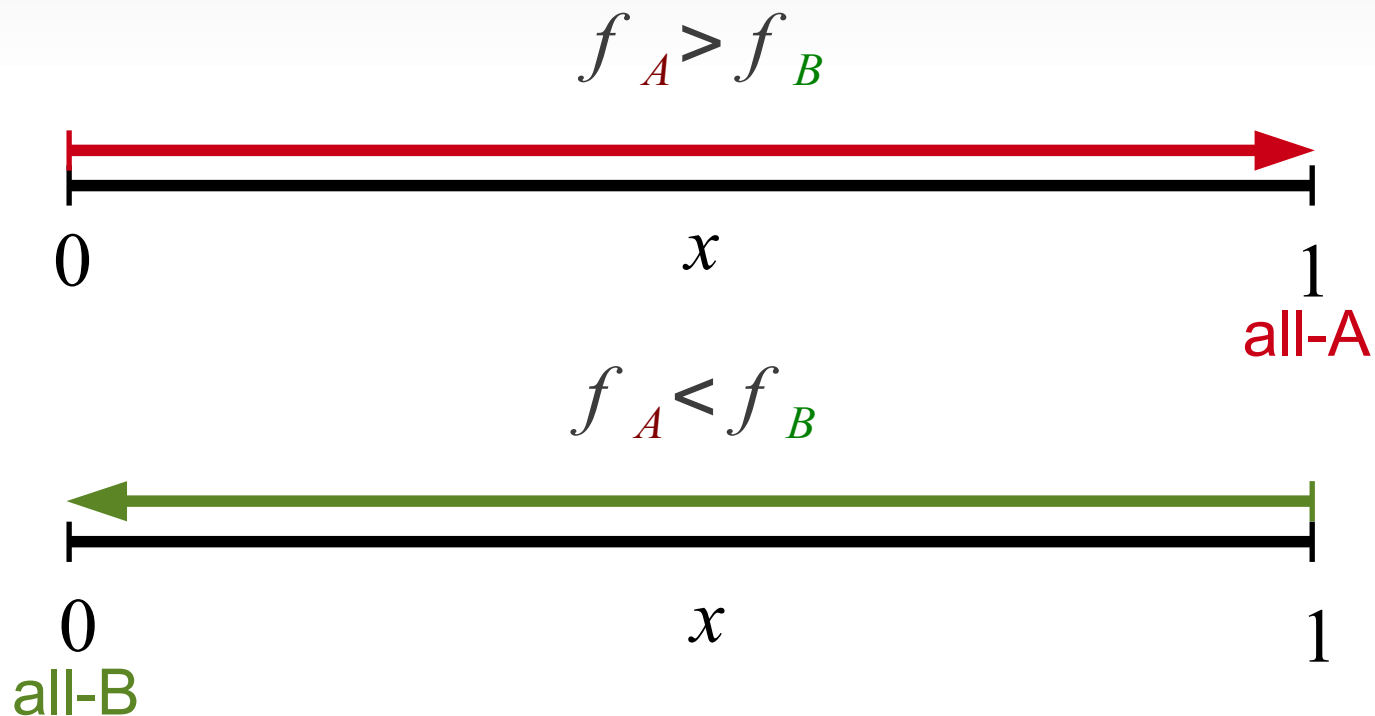
$$F = \text{diag} \{ f_A, f_B \} \quad Q = \mathbf{0}$$

$$\frac{d x}{d t} = x (f_A - \phi(x)) \quad \phi(x) = x f_A + (1 - x) f_B$$

$$\frac{d x}{d t} = x(1 - x)(f_A - f_B)$$

Survival of the fittest

$$\frac{d x}{d t} = x(1-x)(f_A - f_B)$$



Survival of the fittest

$$\frac{d x_k}{d t} = x_k \left(f_k - \sum_{j=1}^r x_j f_j \right) = x_k \sum_{j=1}^r x_j (f_k - f_j)$$

assume $f_k > f_j \quad \forall j \neq k$



$$\lim_{t \rightarrow \infty} x_k(t) = 1$$

$$\lim_{t \rightarrow \infty} x_j(t) = 0 \quad (j \neq k)$$

Fisher's fundamental theorem of natural selection

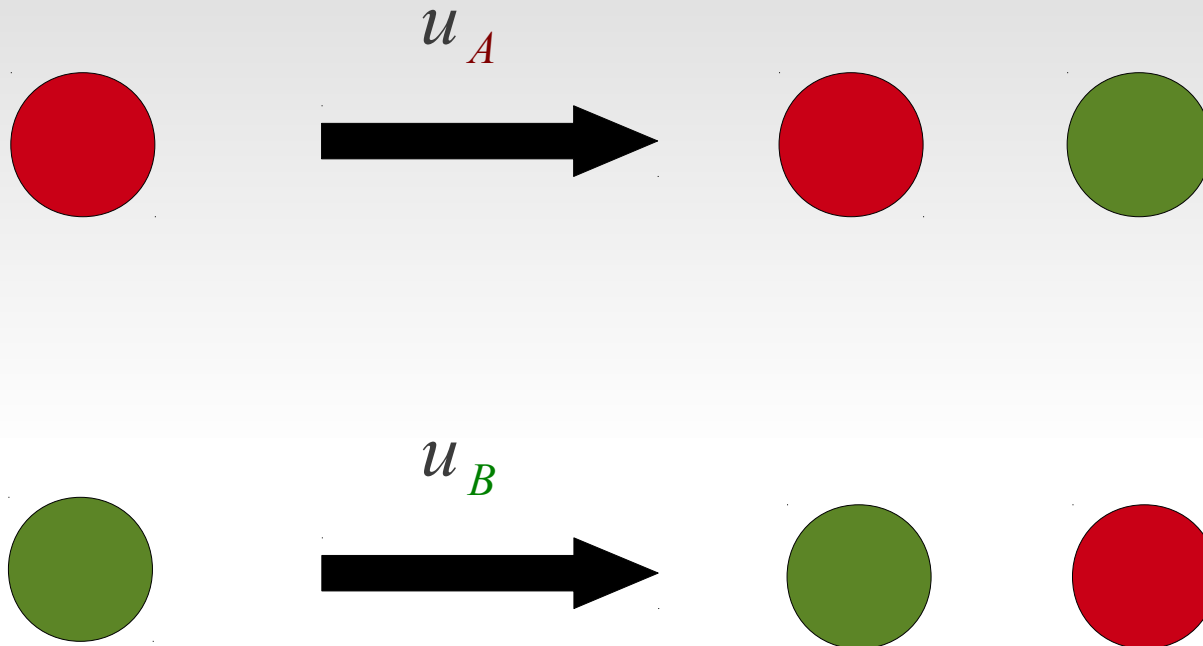
$$\frac{d\phi}{dt} = \sum_{k=1}^r f_k \frac{dx_k}{dt} = \sum_{k=1}^r f_k x_k (f_k - \phi) = \sum_{k=1}^r x_k (f_k - \phi)^2 \equiv \sigma_f^2$$

$$\frac{d\phi}{dt} = \sigma_f^2$$

- Average fitness increases as long as population is diverse
- The more diverse the population the faster it increases
- Average fitness reaches a maximum when population becomes homogeneous

Mutation

Replication with error



$$\mathbf{F} = \begin{pmatrix} f_A & 0 \\ 0 & f_B \end{pmatrix} \quad \mathbf{Q} = \begin{pmatrix} -u_A & u_A \\ u_B & -u_B \end{pmatrix}$$

Replication with error

$$\begin{aligned}\frac{d x}{d t} &= x \left(f_A - u_A - \phi(x) \right) + (1-x) u_B \\ &= x(1-x) \left(f_A - f_B \right) + (1-x) u_B - x u_A\end{aligned}$$

$$x^* \approx 1 - \frac{u_A}{f_A - f_B} < 1 \quad f_A > f_B$$

$$x^* \approx \frac{u_B}{f_B - f_A} > 0 \quad f_A < f_B$$

$$x^* = \frac{u_B}{u_A + u_B} \quad f_A = f_B$$

mutation is the source of variability

Mutation-selection equilibrium

$$\frac{d \mathbf{x}}{d t} = \mathbf{x} F + \mathbf{x} Q - \phi(\mathbf{x}) \mathbf{x} \quad Q \mathbf{1} = \mathbf{0} \quad \phi(\mathbf{x}) = \mathbf{x} F \mathbf{1}$$

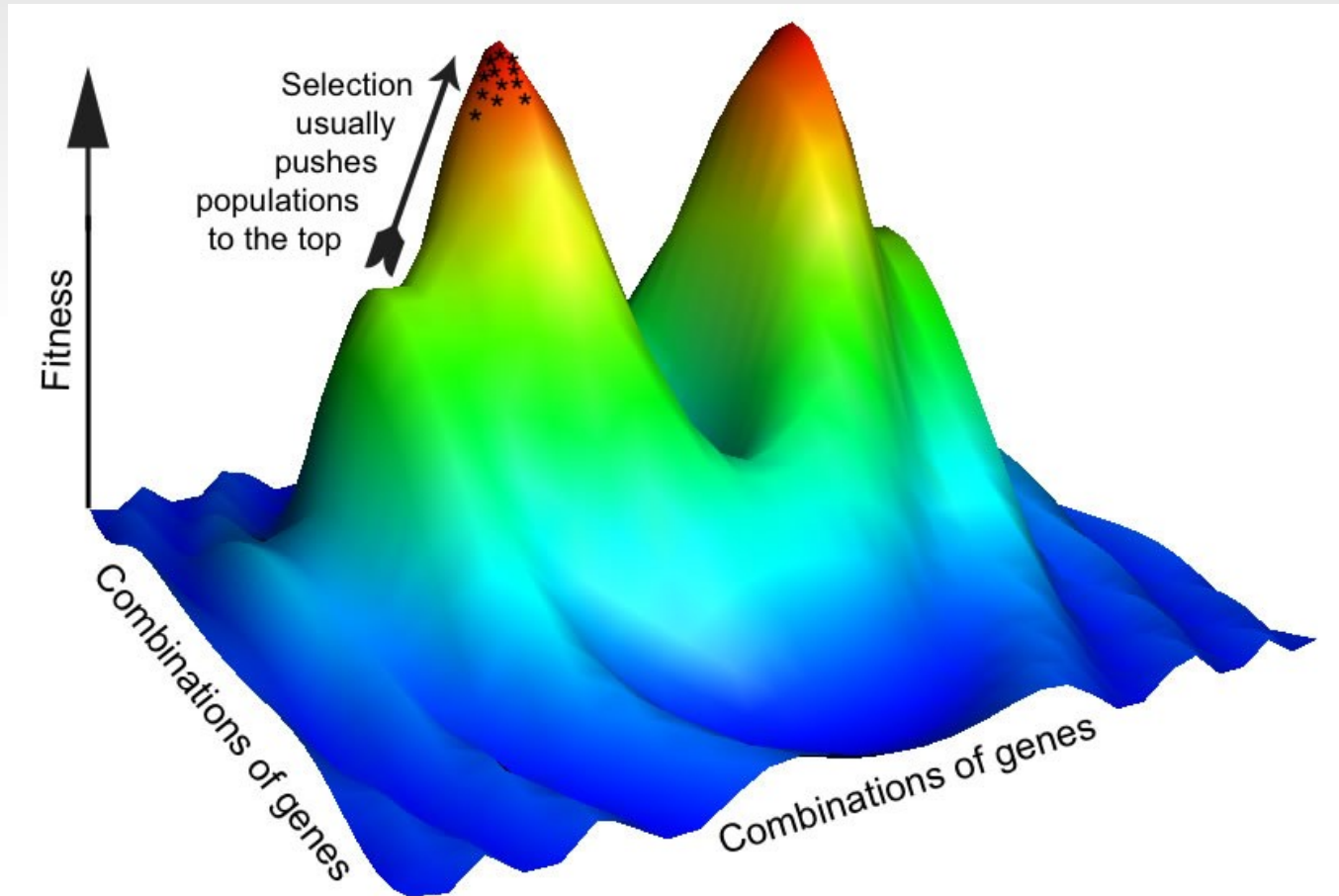
$$\text{equilibrium} \rightarrow \mathbf{x}^* (F + Q) = \phi(\mathbf{x}^*) \mathbf{x}^*$$

Q primitive $\rightarrow \mathbf{x}^* > \mathbf{0}$ (nonhomogeneous population)

$\rightarrow \phi(\mathbf{x}^*)$ largest eigenvalue of $F + Q$

$\rightarrow \phi(\mathbf{x}^*)$ is no longer a maximum ($\sigma_f > 0$)

Mutation-selection equilibrium



The quasi-species model

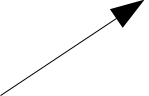


Manfred Eigen

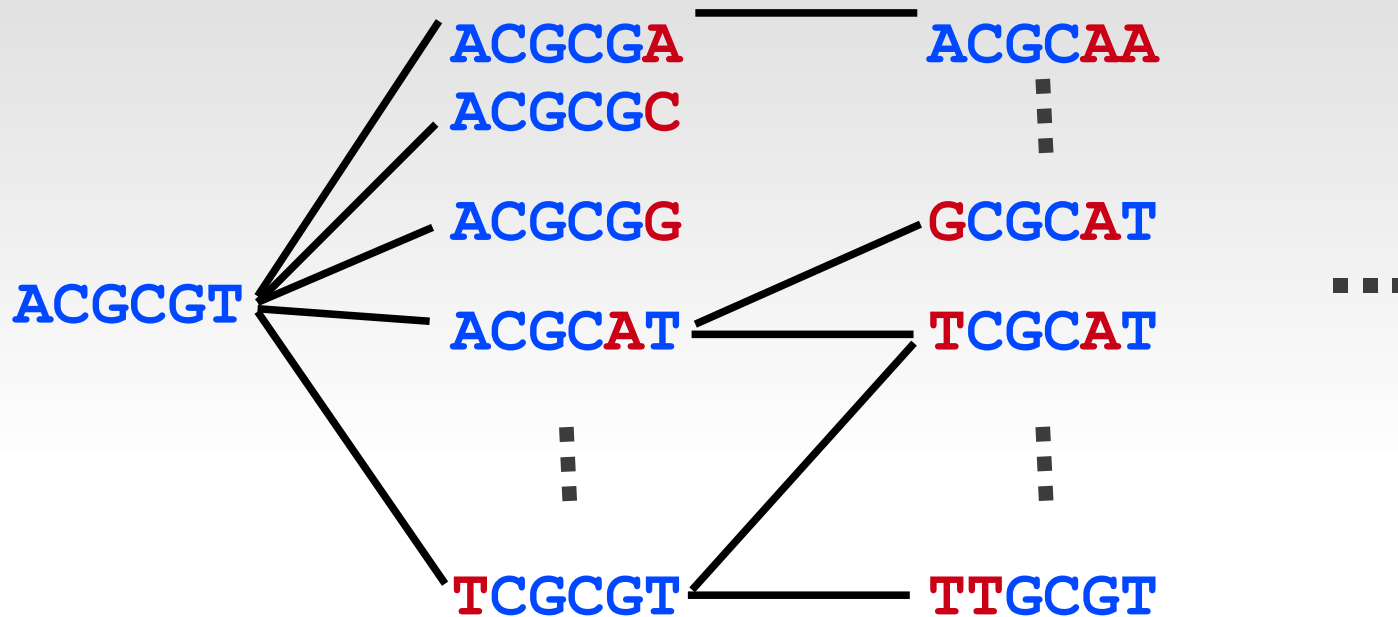
ATTGGAATGCCGCAATTTACGGGA
ACTTGCAAATTCGCAAATTTTCGGGG
AGTTGGAAC TTCCGCAATTC TC GGGA
ACTTGGA CATTCCGATATTCTCGGGA
GGTTGGA AATACCC AATTTTCGGGA
ACTTTGAAATTCGCAACGGTCGGGA
ACATGGAAATTCGCAATTTTCGGGA

ACTTGGAATTCGCAATTTTCGGGA

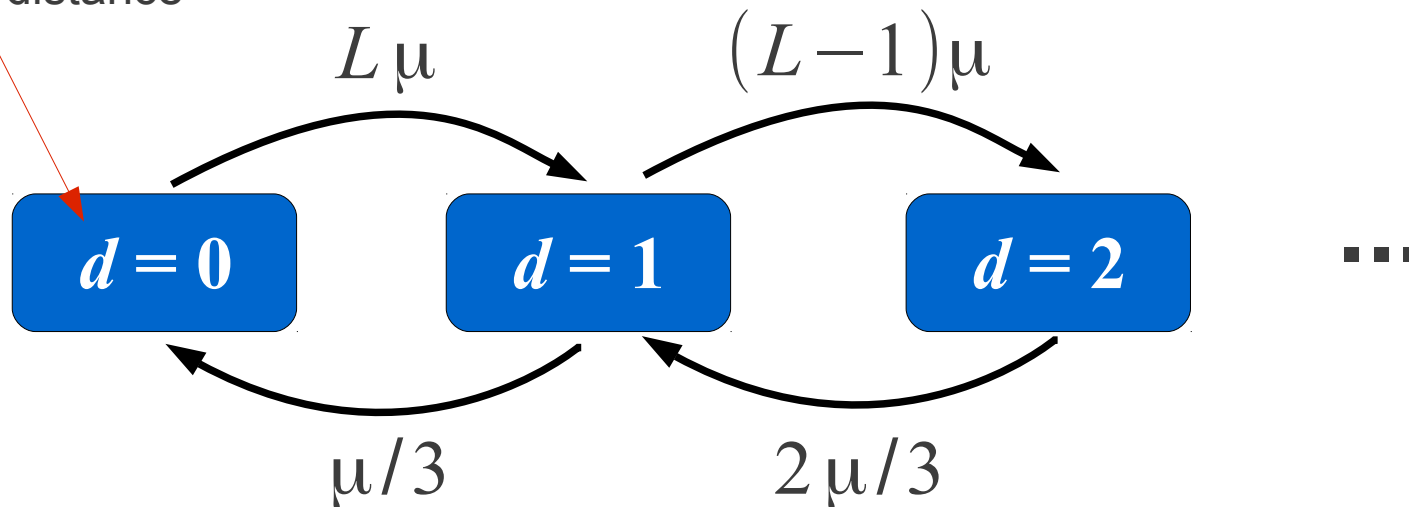
consensus sequence
(optimal)



The quasi-species model



Hamming distance



The quasi-species model

Grouping by Hamming distance:

$$y_d = \sum_{i: d(i,0)=d} x_i \quad \sum_{d=0}^L y_d = 1$$

$$f_0 = \mathbf{f} > 1 = f_1 = \dots = f_L$$

$$q_{d,d+1} = f_d (L-d) \mu \quad q_{d,d-1} = f_d d \mu / 3$$

$$q_{d,d} = -q_{d,d-1} - q_{d,d+1}$$

The quasi-species model

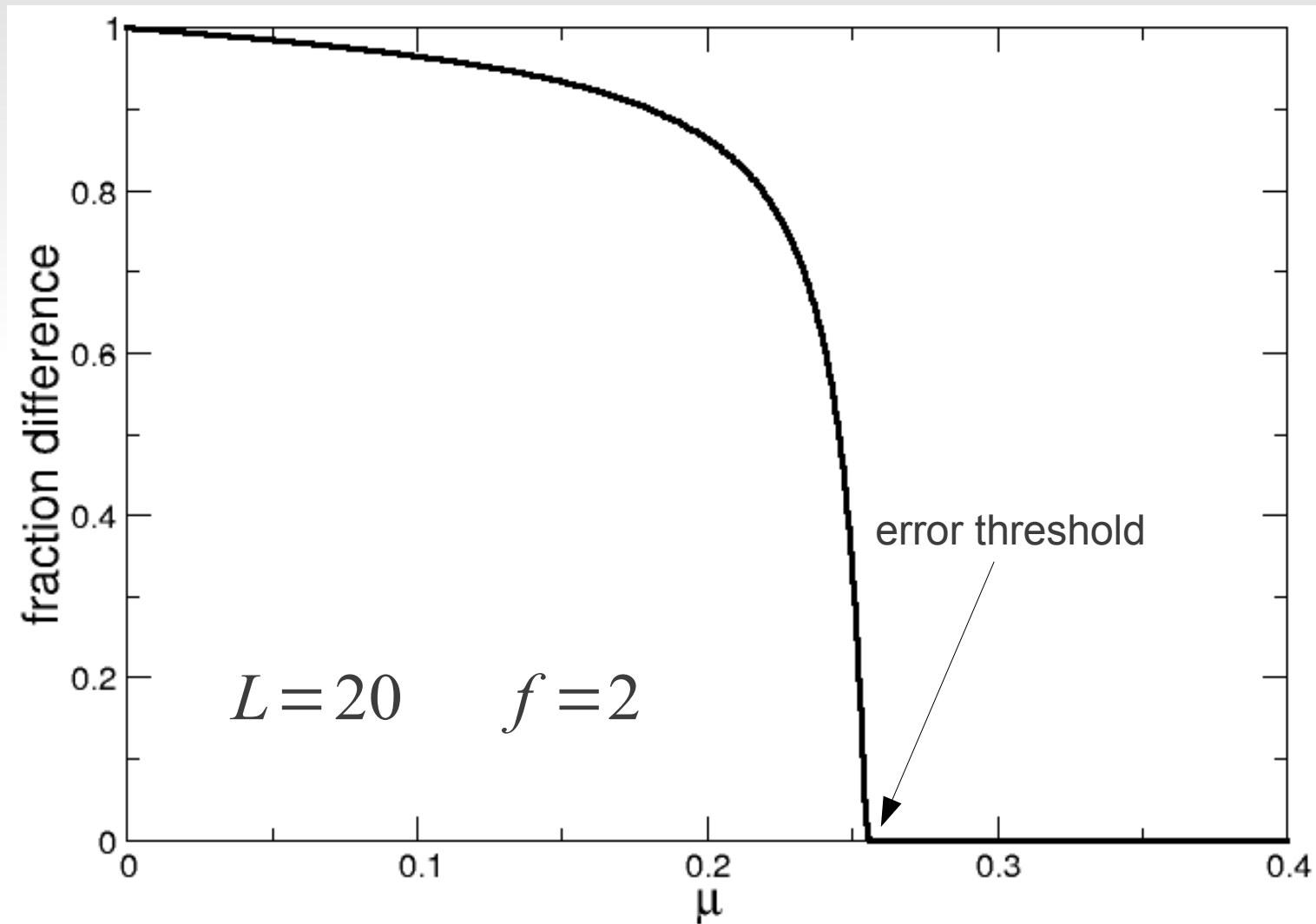
Fraction of sequences with the consensus base at a given position:

$$\sum_{d=0}^L \frac{3^d \binom{L-1}{d}}{3^d \binom{L}{d}} y_d = 1 - \sum_{d=0}^L \frac{d}{L} y_d$$

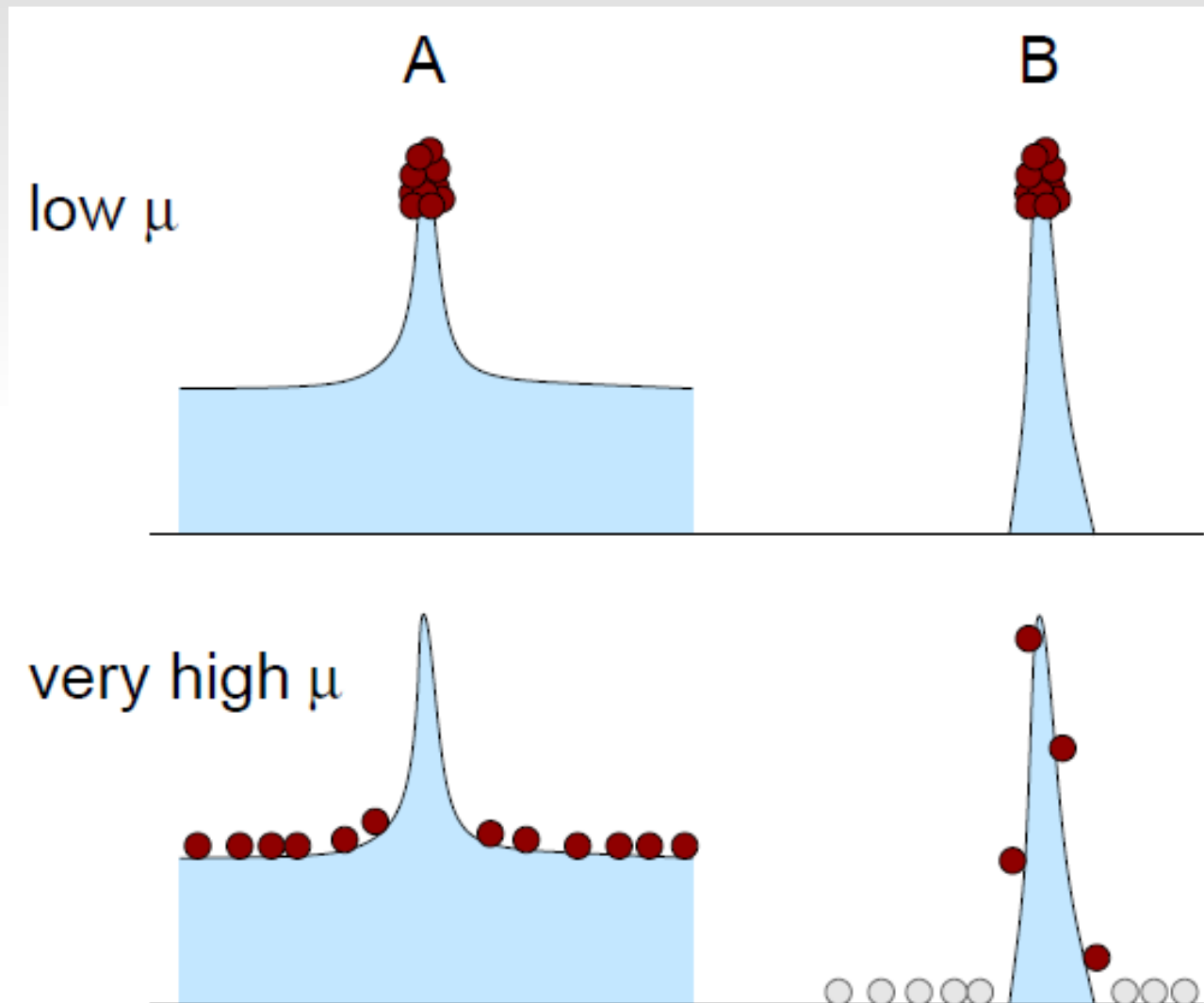
Fraction difference between sequences with the consensus base and sequences with any other base at a given position:

$$\left(1 - \sum_{d=0}^L \frac{d}{L} y_d \right) - \frac{1}{3} \sum_{d=0}^L \frac{d}{L} y_d = 1 - \frac{4}{3} \sum_{d=0}^L \frac{d}{L} y_d$$

The quasi-species model



The quasi-species model



Interaction

Ecological fitness

The presence of other species influences the replication rate:

$$f_k = f_k(\mathbf{x})$$

Example: two species

$$f_A(x) = f + \alpha_A(1 - x)$$

$$f_B(x) = f + \alpha_B x$$

symbiosis

$$\alpha_A > 0$$

$$\alpha_B > 0$$

competition

$$\alpha_A < 0$$

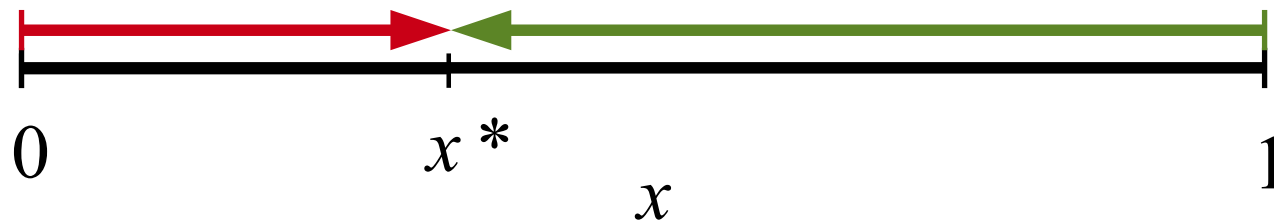
$$\alpha_B < 0$$

Symbiotic coexistence

$$\frac{d x}{d t} = (\alpha_A + \alpha_B) x (1 - x) (x^* - x) \quad x^* = \frac{\alpha_A}{\alpha_A + \alpha_B}$$

$$\alpha_A > 0$$

$$\alpha_B > 0$$

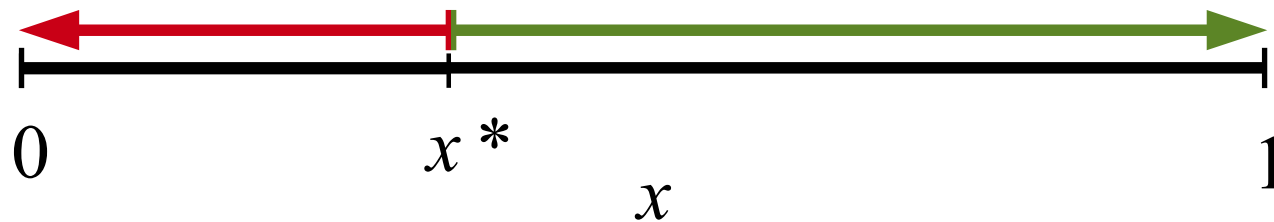


Competitive exclusion

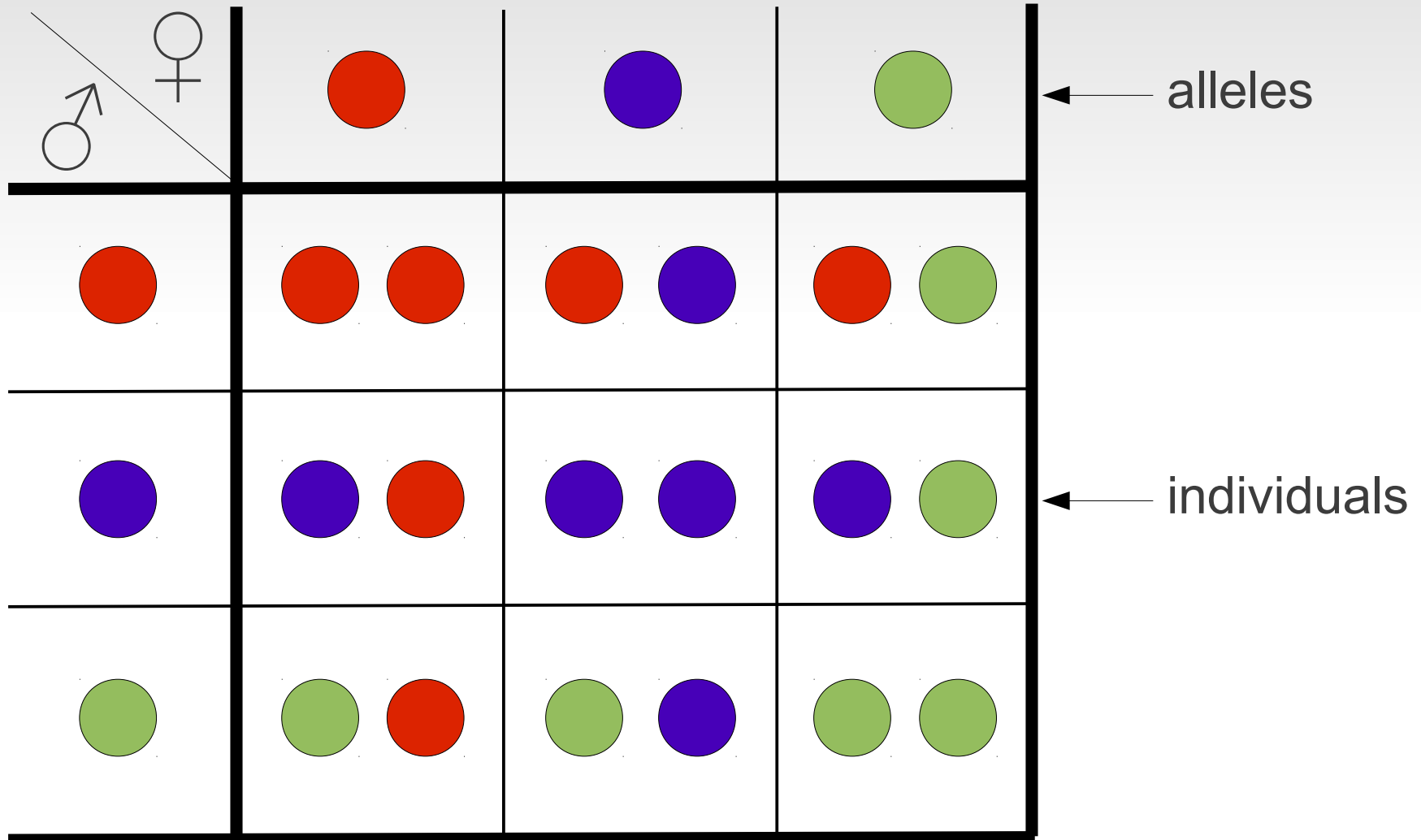
$$\frac{d x}{d t} = (\alpha_A + \alpha_B) x (1 - x) (x^* - x) \quad x^* = \frac{\alpha_A}{\alpha_A + \alpha_B}$$

$$\alpha_A < 0$$

$$\alpha_B < 0$$



Population genetics



Population genetics

$f_{i,j}$ → fitness of individual (i, j) ($f_{i,j} = f_{j,i}$)

$$\frac{d x_{i,j}}{d t} = x_{i,j} (f_{i,j} - \phi) \quad \phi = \sum_{i,j=1}^a x_{i,j} f_{i,j}$$

$$x_i = \frac{1}{2} \sum_{j=1}^a (x_{i,j} + x_{j,i}) \quad i = 1, \dots, a$$

frequency of allele i

Population genetics

random mating $\rightarrow x_{i,j} = x_i x_j$



$$\frac{d x_i}{d t} = \frac{1}{2} \left(\frac{d x_{i,j}}{d t} + \frac{d x_{j,i}}{d t} \right) = x_i \sum_{j=1}^a x_j (f_{i,j} - \phi(\mathbf{x}))$$

$$\frac{d x_i}{d t} = x_i (f_i(\mathbf{x}) - \phi(\mathbf{x}))$$

$$f_i(\mathbf{x}) = (\mathbf{F} \mathbf{x})_i \quad \phi(\mathbf{x}) = \mathbf{x} \mathbf{F} \mathbf{x} \quad \mathbf{F} \equiv (f_{i,j})$$